






























UiTM2025 Strategic Plan

Performance Indicator (PI) Achievement May 2024

PI No	Performance Indicator	Target	Achievement	Indicator	% Achievement	Remarks	Owner Remarks
UiTM CAWANGAN PULAU PINANG							
PI005	Number of academic programmes embedded with new international credited service learning activities.	1.00			0		
PI006	Percentage of GOT students (Undergraduate).	90.00	92.90		100		
PI009	Number of inbound mobility students (minimum 2 weeks).	65.00	9.00		13.85		
PI010	Number of outbound mobility students (minimum 2 weeks).	25.00	15.00		60		
PI013	Number of new Massive Open Online Course (MOOC).	6.00			0		
PI014	Number of new micro-credential modules offered.	1.00			0		
PI019	Number of alumni successfully became entrepreneurs.	92.00	1.00		1.09		
PI021	Number of IPT student entrepreneurs conducting business on campus during their study period.	418.00	601.00		100		
PI022	Number of companies, enterprises or business projects funded by start-up investors, venture investors, public funding entities, government agency grants and entrepreneurship-related pitching competition prizes.	2.00	3.00		100		
PI023	Number of collaboration with agencies, industry, NGOs, IPT (local and international).	2.00	2.00		100		
PI024	Number of educators with entrepreneurial expertise.	105.00	82.00		78.1		
PI025	Number of digitally driven innovation and technology -based student start-up companies.	6.00			0		

PI026	The number of students involved in IPT's Innovation and Technology-based programmes.	117.00	31.00		26.5		
PI027	Number of International SULAM's (Knowledge Transfer) programmes with industry/community collaboration in relation to service learning activities that mapped to SDG's element.	1.00	1.00		100		
PI028	Number of International Volunteerism programmes with industry collaboration that are funded by national, international and industry fund/grant in term of monetary or in-kind.	1.00	1.00		100		
PI029	Number of leadership programmes.	2.00	1.00		50		
PI030	Number of companies involved in career activities.	12.00			0		
PI031	Number of international communication skill related programmes.	2.00			0		
PI032	Number of students participated in international programme organised by partner university / industry/ institution.	66.00			0		
PI033	Numbers of students involved in the e-sport industry.	166.00	339.00		100		
PI034	Number of value-added programmes with certification by an authorised organisation organised by residential colleges.	3.00			0		
PI036	Number of student involved in creative industry programmes.	18.00	20.00		100		
PI037	Number of students involved in invention and innovation activities.	140.00			0		
PI038	Number of programme/module related to patriotism & ESI-IDART initiatives.	7.00	2.00		28.57		
PI039	Number of programme related to emotional well-being.	6.00	2.00		33.33		
PI040	Number of student enrolled in pre-university programmes.	533.00	33.00		6.19		
PI043	Number of student enrolment (national master students).	257.00	236.00		91.83		

PI044	Number of student enrolment (national PhD students).	65.00	101.00		100		
PI045	Number of student enrolment (international postgraduate students).	18.00	21.00		100		
PI051	Number of high impact publications.	32.00	11.00		34.38		
PI052	Number of publication in QS subject ranking journal.	27.00	18.00		66.67		
PI053	Number of indexed joint publication with National collaborators.	71.00	51.00		71.83		
PI054	Number of indexed joint publication with Industry Collaborators.	21.00	8.00		38.1		
PI055	Number of indexed joint publication with International Collaborators.	57.00	31.00		54.39		
PI056	Number of indexed publication: Journal in MyCite.	108.00	50.00		46.3		
PI057	Number of publication published by UiTM Press and other publishers.	18.00	7.00		38.89		
PI061	Number of principal investigators (PI) for research grants: National funded.	69.00	55.00		79.71		
PI062	Number of principal investigators (PI) for research grants: Industrial funded.	14.00	16.00		100		
PI063	Number of principal investigators (PI) for research grants: International funded.	16.00	16.00		100		
PI064	Total amount of research grants: National funded.	2,975,000.00	95,600.00		3.21		
PI065	Total amount of research grants: Industrial funded.	450,000.00	36,250.00		8.06		
PI066	Total amount of research grants: International funded.	72,250.00	5,000.00		6.92		
PI072	Number of new MoU and MoA with International Industries.	9.00			0		


PI073	Number of new MoA with local partners.	1.00			0		
PI074	Number of activities under MoA/ MoU with International Industries.	4.00			0		
PI075	Number of University Social Responsibility programmes (USR).	38.00			0		
PI076	Number of Knowledge Transfer Programmes (KTP).	1.00			0		
PI077	Total amount received (from external) for USR and KTP programmes.	147,444.00			0		
PI078	Total amount spent (from own funds) for USR and KTP programmes.	12,142.00			0		
PI079	Number of communities receiving/ benefiting from the knowledge/ technology diffusion projects.	1.00			0		
PI080	Number of alumni expert service programme.	7.00			0		
PI081	Number of new MoU/ MoA with international universities.	12.00	2.00		16.67		
PI082	Number of MoU/ MoA with Top 300 QS World University Ranking (international universities).	6.00			0		
PI083	Number of MoU/ MoA with Top 300 QS Ranked by Subject (International Universities).	1.00	3.00		100		
PI084	Number of international programmes/ activities for active MoU/ MoA for the current year	28.00	24.00		85.71		
PI085	Number of staff with 3 years industry experience.	40.00	42.00		100		
PI086	Number of activity related to ESI-iDART.	3.00	3.00		100		
PI087	Number of academic staff with PhD qualification.	193.00	195.00		100		
PI088	Number of staff with professional qualifications.	90.00	87.00		96.67		

PI089	Number of staff attached with top global 2000 companies or top 300 universities.	6.00	1.00		16.67		
PI090	Number of staff as members in international and national academic/professional bodies/ associations/ NGO.	126.00	134.00		100		
PI091	Number of international academic staffs.	3.00	1.00		33.33		
PI094	Number of OE Project.	1.00			0		
PI095	Number of KIK Project.	1.00			0		
PI096	Number of activity related to Happiness Index.	2.00	2.00		100		
PI107	Recycling program for university's waste.	2.00	0.50		25		
PI108	Program to reduce the use of paper and plastic on campus.	2.00	0.60		30		
PI125	Number of staff registered for PhD studies.	2.00	1.00		50		
PI126	Number of AKNC Project.	1.00			0		
PI128	Income generation from Kumpulan Wang Pengurusan.	200,000.00	172,647.37		86.32		
PI129	Income generation from Kumpulan Wang Amanah.	800,000.00	1,800,653.42		100		
PI135	"Keceriaan Kampus" project.	1.00	1.00		100		
PI136	ZERO poverty program.	1.00			0		
PI138	Number of registration In MyAlumni UiTM Virtual Card	4,065.00	1,180.00		29.03		
PI139	Number of indexed publication: Conference proceedings in SCOPUS/WoS and Journal in SCOPUS/WoS/ERA.	546.00	118.00		21.61		

PI140	Inisiatif pemerkasaan Usaha, Taqwa, Mulia	1.00			0		
-------	---	------	--	---	---	--	--

I hereby declare that all the above-mentioned information given is true and correct to the best of my knowledge and belief.

Prepared By :




Name:

Designation: **PROF. MADYA Ir. DR. IRNI HAMIZA BINTI HAMZAH**
Date: **Penyelaras Perancangan Strategik Transformasi Universiti**
Unit Strategik Transformasi Universiti (USTU)
Universiti Teknologi MARA Caw. Pulau Pinang
Permatang Pauh

01 Julai 2024

Approved By :



Name: **PROFESOR Ir. DR. HAJI AHMAD RASHIDY RAZALI**
Designation: **REKTOR**

Date:

UNIVERSITI TEKNOLOGI MARA
CAWANGAN PULAU PINANG
KAMPUS PERMATANG PAUH
13500 PERMATANG PAUH
PULAU PINANG

01 Julai 2024