
















## UiTM2025 Strategic Plan

### Performance Indicator (PI) Achievement August 2021

PI No	Performace Indicator	Target	Achievement	Indicator	% Achievement	Remarks	Owner Remarks
<b>UiTM CAWANGAN PULAU PINANG</b>							
PI001	Number of High-End TVET and TVET Programmes.	8.00	8.00		100		
PI005	Number of academic programmes embedded with credited service learning activities.	1.00	2.00		100		
PI006	Percentage of GOT students (Undergraduate).	80.00	65.88		82.35		
PI010	Number of inbound students.	25.00	73.00		100		
PI011	Number of outbound students.	43.00	168.00		100		
PI013	Number of new Massive Open Online Course (MOOC).	3.00	0.00		0		
PI020	Percentage of undergraduate being employed.	88.00	86.20		97.95		
PI022	Number of alumni successfully became entrepreneurs.	29.00	29.00		100		
PI023	Number of student undergone industrial experience in multinational companies.	30.00	111.00		100		
PI024	Number of student undergone industrial experience in top 2000 global companies (Forbes 2000).	1.00	6.00		100		
PI025	Percentage of student entrepreneurs.	15.00	11.40		76		
PI026	Number of student's business received capital assistance.	1.00	1.00		100		

PI027	Number of entrepreneur educator expert.	45.00	47.00	●	100		
PI030	Number of students involved in entrepreneurship programs that leverage innovation and technology.	200.00	331.00	●	100		
PI031	Number of student's activities related to community based service learning.	16.00	17.00	●	100		
PI032	Number of community involved with credited courses in relation to service learning activities.	8.00	17.00	●	100		
PI033	Number of undergraduate students involved in activities related to credited courses in relation to service learning.	500.00	568.00	●	100		
PI034	Number of student involved in volunteerism programmes.	100.00	210.00	●	100		
PI035	Number of student involved in leadership programmes.	600.00	942.00	●	100		
PI036	Numbers of student participants in career activities.	50.00	248.00	●	100		
PI037	Number of companies involved in career activities.	4.00	5.00	●	100		
PI038	Students' satisfaction percentage on career guidance programme.	0.80	1.00	●	100		
PI039	Students' satisfaction toward residential college services, facilities & learning space.	0.85	0.99	●	100		
PI040	Number of student involved in communication skill related programmes.	500.00	942.00	●	100		
PI041	Number of student involved in international programmes.	98.00	98.00	●	100		
PI042	Number of student involved in e-sports.	115.00	115.00	●	100		
PI043	Number of value-added programmes with certification by an authorised organisation organised by residential colleges.	2.00	3.00	●	100		

PI044	Number of undergraduate students participated in value-added skills programmes with certification by an authorised organisation organised by residential colleges.	200.00	200.00		100		
PI046	Number of student involved in creative industry programmes.	20.00	79.00		100		
PI047	Number of students involved in invention and innovation activities.	94.00	282.00		100		
PI048	Number of student's engagement with international peers.	42.00	42.00		100		
PI049	Number of programme/module related to patriotism & ESI-IDART initiatives.	3.00	3.00		100		
PI050	Number of program related to emotional well-being.	3.00	5.00		100		
PI059	Number of indexed publication: Conference proceedings in SCOPUS/WoS.	28.00	36.00		100		
PI060	Number of indexed publication: Journal in SCOPUS/WoS/ERA.	112.00	65.00		58.04		
PI062	Number of indexed joint publication with National collaborators.	28.00	52.00		100		
PI063	Number of indexed joint publication with Industry Collaborators.	4.00	4.00		100		
PI064	Number of indexed joint publication with International Collaborators.	9.00	16.00		100		
PI065	Number of indexed publication: Journal in MyCite.	16.00	19.00		100		
PI066	Number of publication published by UiTM Press and other publishers.	1.00	13.00		100		
PI070	Number of principal investigators (PI) for research grants: National funded.	48.00	58.00		100		
PI071	Number of principal investigators (PI) for research grants: Industrial funded.	5.00	7.00		100		



PI072	Number of principal investigators (PI) for research grants: International funded.	1.00	0.00		0		
PI073	Total amount of research grants: National funded.	880,000.00	289,000.00		32.84		
PI074	Total amount of research grants: Industrial funded.	512,000.00	563,700.00		100		
PI075	Total amount of research grants: International funded.	22,000.00	0.00		0		
PI079	Number of other IPRs.	10.00	9.00		90		
PI082	Number of MOU and MOA with International Industries.	1.00	0.00		0		
PI083	Number of MoU/MoA with local partners.	9.00	11.00		100		
PI084	Number of University Social Responsibility programmes (USR).	20.00	20.00		100		
PI085	Number of Knowledge Transfer Programmes (KTP).	10.00	12.00		100		
PI086	Total amount received (from external) for USR and KTP programmes.	10,000.00	26,400.00		100		
PI087	Total amount spent (from own funds) for USR and KTP programmes.	3,000.00	3,447.00		100		
PI088	Number of communities receiving/ benefiting from the knowledge/ technology diffusion projects.	8.00	10.00		100		
PI089	Number of alumni expert service programme.	5.00	8.00		100		
PI090	Number of MOU/MOA with international universities.	10.00	1.00		10		
PI093	Number of staff with industry experience.	10.00	9.00		90		
PI094	Number of staff registered with voluntary organisation.	40.00	35.00		87.5		

PI096	Number of staff with professional qualifications.	98.00	91.00	●	92.86		
PI097	Number of staff attached with top global 2000 companies or top 300 universities.	2.00	4.00	●	100		
PI098	Number of staff as members in international academic/ professional bodies/ associations.	5.00	10.00	●	100		
PI099	Number of staff as members in national academic/ professional bodies/ associations/ ministry.	104.00	116.00	●	100		
PI113	Income generation from asset monetisation including rental or leasing of university assets.	350,000.00	350,096.57	●	100		
PI124	Income generation from education and training programmes.	100,000.00	245,035.95	●	100		


I hereby declare that all the above-mentioned information given is true and correct to the best of my knowledge and belief.

Prepared By :



Name: PROF. MADYA DR. KAY DORA BINTI ABD GHANI  
 Penyelaras Perancangan Strategik Transformasi Universiti  
 Designation: Unit Strategik Transformasi Universiti (USTU)  
 Universiti Teknologi MARA Caw. Pulau Pinang  
 Date: 10.9.2021 Permatang Pauh

Approved By :



PROFESOR TS. DR. SALMIAH KASOLANG  
 REKTOR  
 UNIVERSITI TEKNOLOGI MARA  
 CAWANGAN PULAU PINANG  
 KAMPUS PERMATANG PAUH  
 13500 PERMATANG PAUH  
 PULAU PINANG

10 SEP 2021