
























## UiTM2025 Strategic Plan

### Performance Indicator (PI) Achievement April 2021

PI No	Performace Indicator	Target	Achievement	Indicator	% Achievement	Remarks	Owner Remarks
<b>UiTM CAWANGAN PULAU PINANG</b>							
PI001	Number of High-End TVET and TVET Programmes.	8.00	5.00		62.5		
PI005	Number of academic programmes embedded with credited service learning activities.	1.00	0.00		0		
PI006	Percentage of GOT students (Undergraduate).	80.00	65.88		82.35		
PI010	Number of inbound students.	25.00	3.00		12		
PI011	Number of outbound students.	43.00	0.00		0		
PI013	Number of new Massive Open Online Course (MOOC).	3.00	0.00		0		
PI020	Percentage of undergraduate being employed.	88.00	86.20		97.95		
PI022	Number of alumni successfully became entrepreneurs.	29.00	8.00		27.59		
PI023	Number of student undergone industrial experience in multinational companies.	30.00	11.00		36.67		
PI024	Number of student undergone industrial experience in top 2000 global companies (Forbes 2000).	1.00	6.00		100		
PI025	Percentage of student entrepreneurs.	15.00	10.30		68.67		
PI026	Number of student's business received capital assistance.	1.00	0.00		0		

PI027	Number of entrepreneur educator expert.	45.00	39.00		86.67
PI030	Number of students involved in entrepreneurship programs that leverage innovation and technology.	200.00	334.00		100
PI031	Number of student's activities related to community based service learning.	16.00	1.00		6.25
PI032	Number of community involved with credited courses in relation to service learning activities.	8.00	0.00		0
PI033	Number of undergraduate students involved in activities related to credited courses in relation to service learning.	500.00	0.00		0
PI034	Number of student involved in volunteerism programmes.	100.00	0.00		0
PI035	Number of student involved in leadership programmes.	600.00	942.00		100
PI036	Numbers of student participants in career activities.	50.00	97.00		100
PI037	Number of companies involved in career activities.	4.00	1.00		25
PI038	Students' satisfaction percentage on career guidance programme.	0.80	0.00		0
PI039	Students' satisfaction toward residential college services, facilities & learning space.	0.85	0.00		0
PI040	Number of student involved in communication skill related programmes.	500.00	942.00		100
PI041	Number of student involved in international programmes.	98.00	98.00		100
PI042	Number of student involved in e-sports.	115.00	115.00		100
PI043	Number of value-added programmes with certification by an authorised organisation organised by residential colleges.	2.00	1.00		50

PI044	Number of undergraduate students participated in value-added skills programmes with certification by an authorised organisation organised by residential colleges.	200.00	200.00		100
PI046	Number of student involved in creative industry programmes.	20.00	16.00		80
PI047	Number of students involved in invention and innovation activities.	94.00	282.00		100
PI048	Number of student's engagement with international peers.	42.00	42.00		100
PI049	Number of programme/module related to patriotism & ESI-IDART initiatives.	3.00	2.00		66.67
PI050	Number of program related to emotional well-being.	3.00	0.00		0
PI059	Number of indexed publication: Conference proceedings in SCOPUS/WoS.	28.00	14.00		50
PI060	Number of indexed publication: Journal in SCOPUS/WoS/ERA.	112.00	28.00		25
PI062	Number of indexed joint publication with National collaborators.	28.00	25.00		89.29
PI063	Number of indexed joint publication with Industry Collaborators.	4.00	0.00		0
PI064	Number of indexed joint publication with International Collaborators.	9.00	9.00		100
PI065	Number of indexed publication: Journal in MyCite.	16.00	7.00		43.75
PI066	Number of publication published by UiTM Press and other publishers.	1.00	1.00		100
PI070	Number of principal investigators (PI) for research grants: National funded.	35.00	48.00		100
PI071	Number of principal investigators (PI) for research grants: Industrial funded.	1.00	5.00		100

PI072	Number of principal investigators (PI) for research grants: International funded.	1.00	0.00		0
PI073	Total amount of research grants: National funded.	900,000.00	5,000.00		0.56
PI074	Total amount of research grants: Industrial funded.	90,000.00	254,000.00		100
PI075	Total amount of research grants: International funded.	55,000.00	0.00		0
PI079	Number of other IPRs.	10.00	1.00		10
PI082	Number of MOU and MOA with International Industries.	1.00	0.00		0
PI083	Number of MoU/MoA with local partners.	9.00	6.00		66.67
PI084	Number of University Social Responsibility programmes (USR).	20.00	4.00		20
PI085	Number of Knowledge Transfer Programmes (KTP).	10.00	2.00		20
PI086	Total amount received (from external) for USR and KTP programmes.	10,000.00	6,400.00		64
PI087	Total amount spent (from own funds) for USR and KTP programmes.	3,000.00	2,800.00		93.33
PI088	Number of communities receiving/ benefiting from the knowledge/ technology diffusion projects.	8.00	0.00		0
PI089	Number of alumni expert service programme.	5.00	2.00		40
PI090	Number of MOU/MOA with international universities.	10.00	0.00		0
PI093	Number of staff with industry experience.	10.00	6.00		60

 3 - Dr.Azhar,  
Ahmad Redhuan,  
Dr Song Saw Imm

PI094	Number of staff registered with voluntary organisation.	40.00	16.00	●	40
PI096	Number of staff with professional qualifications.	98.00	88.00	●	89.8
PI097	Number of staff attached with top global 2000 companies or top 300 universities.	2.00	4.00	●	100
PI098	Number of staff as members in international academic/ professional bodies/ associations.	5.00	6.00	●	100
PI099	Number of staff as members in national academic/ professional bodies/ associations/ ministry.	104.00	130.00	●	100
PI113	Income generation from asset monetisation including rental or leasing of university assets.	350,000.00	242,211.78	●	69.2

1) Prof. Madya Ts.  
Dr. Zainal Hisham  
Che Soh -  
Institution of  
Engineering and  
Technology,  
United Kingdom  
2) Ir. Dr. Alhan  
Farhanah Abd  
Rahim -  
Institution of  
Engineering and  
Technology,  
United Kingdom  
3) Prof. Madya Ir.  
Dr. Chang Siu Hua  
- Institution of

PI124	Income generation from education and training programmes.	100,000.00	139,796.05	100
-------	---	------------	------------	-----

I hereby declare that all the above-mentioned information given is true and correct to the best of my knowledge and belief.

Prepared By :

.....  
Name: **PROF. MACHA DR. KAY DORA BINTI ABD GHANI**  
Designation: **Penyelaras Perancangan Strategik Transformasi Universiti**  
Date: **Unit Strategik Transformasi Universiti (USTU)**  
**Universiti Teknologi MARA Caw. Pulau Pinang**  
**Permatang Pauh**

14 MAY 2021

Approved By :

.....  
Name: **PROFESOR DR. SALMIAH KASOLANG**  
Designation: **REKTOR**  
Date: **UNIVERSITI TEKNOLOGI MARA**  
**CAWANGAN PULAU PINANG**  
**KAMPUS PERMATANG PAUH**  
**13500 PERMATANG PAUH**  
**PULAU PINANG**

12 MAY 2021